

ADDITIONAL HOT WATER PREPARATION

Hot water module



Highlights

Efficient preparation of hot water for room heating + domestic hot water
Hot water preparation up to +50°C
Compatible with SMMS-e & SHRM-e outdoor units, max. 50% of the total capacity



Using hot water preparation for low-temperature systems, highly efficient room heating or domestic hot water generation is possible. For combination with VRF outdoor units from the SMMS-e and SHRM-e model series. Available in two power levels of 8.0 and 16.0 kW.



Performance





- Water outlet temperature +25 to +50°C
- Supply water temperature control
- Two modules per system possible
- Up to 50% of the connected total unit capacity



Technical Details

- Connectable capacity with standard indoor units and SMMS-e: up to 115%
- Connectable capacity with standard indoor units and SHRM-e: up to 200%
- Water pump, dirt trap & shutoff valves must be supplied externally
- Not suitable for connection to BMS systems
- Fresh-air duct unit & VN-HEXE heat exchanger cannot be connected in the same system

Hot water module

Technical data			MMW-AP0271LQ-E
Heating capacity	kW		8,00
Power consumption (min./nom./max.)	kW		0,014
Sound pressure level (low/med/high)	dB(A)		25,0
Liquid pipe diameter	mm (inch)		9,5 (3/8)
Suction gas pipe diameter	mm (inch)		15,9 (5/8)
Condensate pipe diameter	mm		25
Power supply	V/Ph+N/Hz		220-240/1/50
Running current	A		0,08
Water connection	Inch		1 ¼
Water flow rate (standard)	m³/h		1,37
Pressure loss (standard water flow rate)	bar		0,40
Operating range, indoor, DB (min.-max.)	°C		+5 / +32
SMMS-e operating range, outdoor, DB (min.-max.)	°C		-25 / +21
SMMS-e operating range, outdoor, WB (min.-max.)	°C		-25 / +19
SHRM-e operating range, outdoor, DB (min.-max.)	°C		-25 / +40
SHRM-e operating range, outdoor, WB (min.-max.)	°C		-25 / +28
Water inlet operating range (min.-max.)	°C		+15 / +45
Water outlet operating range (min.-max.)	°C		+25 / +50
Refrigerant			R410A
Dimensions (HxWxD)	mm		580 x 400 x 250
Weight	kg		17,80

 Cooling  Heating

The measuring conditions for this product can be found at <http://www.toshiba-klima.at/en/measuring-conditions.html>



Energy Label: Energy label **A+ to A+++**, indicates the power consumption and energy efficiency class.



ErP Ecodesign: All criteria of **ECODESIGN**-guideline are fulfilled and confirm highest system efficiency.



Hybrid inverter control: Smooth capacity regulation.



Rotary compressor: Reliability and high efficiency.



Twin rotary compressor: Long-lasting, smoothly running and highest efficiency.



R410A: Used refrigerant: R410A.



R32: Used refrigerant: R32.



Wifi ready: Optional control of the system via a smartphone.



KNX: Optional KNX bus connection.



Dust filter: Washable filter against coarse contamination.



IAQ filter: Fine mesh filter with natural substances.



Active carbon-catechin filter: Cleansing filter with enzymes from green tea.



Plasma filter: Pure Mode: Electrostatic filter system.



Air ionizer: Negative ions cover polluted particles in the air. Dust, pollen and smoke are neutralized.



Self-cleaning function: Usage of condensate water for cleaning.



Auto Mode: Automatic selection between cooling and heating.



HI POWER: Particularly strong airflow for quickly reaching the requested temperature.



Auto diagnostic: Check of system for flawless operation.



Eco Mode: Energy saving function.



Quiet Mode: Particularly low noise level - whispering mode.



Comfort Sleep: Gradual increase of temperature by 2 °C until morning.



Power Selection: Capacity regulation and therefore power savings of up to 25, 50 or 75%.



Floor Mode: Natural floor warming effect for greater comfort.



Preset Mode: Activates individual settings at the touch of a button.



One Touch Mode: Fully automatic operation adapted to your needs.



Timer: Individual programming of on-/off times.



Off Timer: Shutdown of the unit at chosen times (30 min to 12 h).



Week Timer: Up to four settings per day and seven per week.



Automatic Restart: After a power blackout.



8 °C frost protection function: Frost protection for uninhabited rooms.



Louver: Flexible setting of louvers.



3D Airflow: 6 different airflow patterns in all directions.